


PRINTABLE: DRAWING SAMMY BUNNY'S BROTHER

Drawing Sammy Bunny's Brother


1.

Start with a circle & a square. Then add to ovals for feet.




2.

Add two squares for his shorts.




3.

Add a 'triangle' for nose and neck! Now add to ovals for feet!



4.

Give Sammy's brother *personality* by adding ears, eyes, nose, and a smile. Add freckles. Don't forget to give him 'stick arms'



Now, color him any color you want!